


BEACH-CHAIR

Beach-Chair «Non-slip cushion»



In order to support safe **beach chair positioning**, Samarit Medical has not only included the beach chair device in its sales range but also the "non-slip cushion".

The cushion was developed together with a specialist and successfully tested in practice. Experience in the test hospitals proves that the combination of the beach chair device and the non-slip cushion has proved itself, primarily for safely **positioning smaller patients**.



Patients are positioned about 12 - 15 cm higher and are more stable with the cushion. The cushion even prevents larger patients slipping downwards. The combination of the **beach chair device and the non-slip cushion** prevents patients slipping out of the head rest.

The **beach chair device system** makes the work of the staff responsible for positioning easier and reduces the time required for this as it is always done in accordance with the same procedure. The surgeon can rely on this structured positioning of the patient. If the arm is

pulled sideways the patient slides on the beach chair device back into the previous position, i.e. no extension on the cervical column.

When the patient is lying down the cushion is placed near the pelvis, under the thigh. Because the cushion has a special shape the patient is moved into the sitting position on the cushion when the back is straightened and thus adapts to the movements of the operating table. The patient is prevented from slipping by the pelvis stop (at the top of the cushion) and the chock at the bottom of the cushion.

The thighs are supported up to the middle in the sitting position leaving the knee and thus the poplitea free. The viscoelastic foam (tempura) on the sitting area and the anatomically designed seat shape prevent pressure points on the buttocks (decubitus).

The following pictures explain the use, the positioning and the function of the Samarit Medical **non-slip cushion**.

>>



We differentiate between two possible starting positions:

1. Table in simple BC position
2. Table in flat position

The cushion is placed on the prepared table.

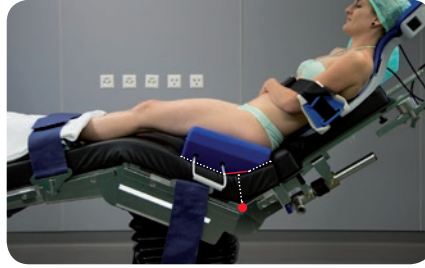
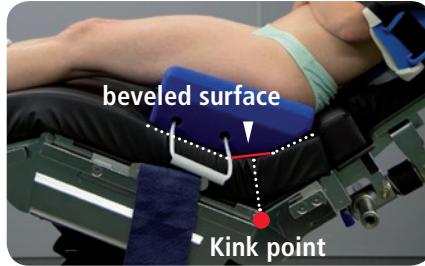


Table in simple BC position



Table in flat position

For small patients the sloping area (red line) is positioned over the inflection point (red dot) of the pelvis and the back plate.



Everything else is done by the cushion when moving the OP cushion.

When the patient is put in a sitting position the pelvis is pushed onto the cushion.



The neck and head position on the BC rail remain secure and unchanged.



The same procedure is performed when the back is tipped backwards.



The advantages of using the BC non-slip cushion are as follows:

- Small patients gain seat height
- They slip out of the head rest less
- The pelvis no longer slips downwards
- There is less pressure on the hollows of the knees



Model no. / Order no. 420.2040



www.samarit.com



Samarit Medical AG
 Gewerbestrasse 12
 CH-8132 Egg, Schweiz
 Tel.: +41 44 918 10 11 Fax: +41 44 918 24 39
 e-mail: info@samarit.com - www.samarit.com